
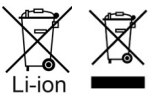


Clarke®



UNDERBONNET WORKLIGHT MODEL NO: UBL1600R

PART NO: 4003536



USER INSTRUCTIONS



ORIGINAL INSTRUCTIONS

GC07/23

INTRODUCTION

Thank you for purchasing this CLARKE worklight.

This underbonnet lamp incorporates a telescopic beam and two rubber coated brackets to assist in positioning in the underbonnet area. The LED lamp gives complete engine bay illumination without the inconvenience of a mains cable. The magnet at each end provides an alternative method of mounting the unit against a car body.

Before attempting to use this worklight, please read this manual thoroughly and follow the instructions carefully.

GUARANTEE

This worklight is guaranteed against faulty manufacture for a period of 12 months from the date of purchase. Please keep your receipt which will be required as proof of purchase.

This guarantee is invalid if the worklight is found to have been abused or tampered with in any way, or not used for its intended purpose.

Faulty goods should be returned to their place of purchase, no worklight can be returned to us without prior permission.

This guarantee does not effect your statutory rights.

ENVIRONMENTAL RECYCLING POLICY



Through purchase of this worklight, the customer is taking on the obligation to deal with the WEEE in accordance with the WEEE regulations in relation to the treatment, recycling & recovery and environmentally sound disposal of the WEEE.

In effect, this means that this worklight must not be disposed of with general household waste. It must be disposed of according to the laws governing Waste Electrical and Electronic Equipment (WEEE) at a recognised disposal facility.

The light source contained in this worklight has a life expectancy of approximately 50000 hours after which the worklight should be disposed of in an environmentally responsible way.

The Lithium Ion battery falls under the Waste Batteries and Accumulators Regulations 2009 and should be disposed of in a controlled manner.

SAFETY INSTRUCTIONS

1. **ALWAYS** check for damage before using the worklight. Inspect the power cable and plug for damage. Any damage should be properly repaired or the part replaced. Consult your local CLARKE dealer.
2. **ALWAYS** ensure that the voltage marked on the charger matches the power supply to be used.
3. **NEVER** use this lamp in a bathroom or in the vicinity of a swimming pool.
4. **NEVER** cover the lamp.
5. **NEVER** pull the cable to remove the charger plug from the power supply.
6. **DO NOT** look directly into the worklight when it is switched on.
7. Keep the worklight out of the reach of children.
8. Charge the worklight in a dry indoor location. **DO NOT** immerse in water or any other liquid.
9. **ALWAYS** fully charge before first use.
10. **DO NOT** turn on the light when charging.
11. **DO NOT** leave the worklight on charge for more than 24 hours.
12. **DO NOT** disassemble the worklight as there are no user changeable parts.
13. This worklight utilises a rechargeable Lithium-ion battery that can rupture, ignite and cause serious injury if being used improperly.
14. **DO NOT** put batteries and the worklight in the fire or high temperature.
15. **DO NOT** puncture or damage the batteries.
16. **DO NOT** immerse or expose the worklight to water.
17. **DO NOT** dispose of the worklight in a fire or water.

THE FOLLOWING WARNING SYMBOLS ARE FOUND ON THE PRODUCT



Indoor use



Harmful to aquatic life

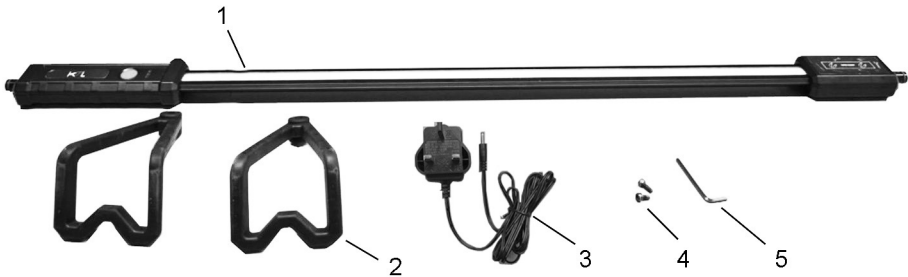


Pacemaker hazard (due to magnet)



Not suitable for use by children


CONTENTS



1. Lamp Body
2. Bracket x 2
3. Charger
4. M5x8 inner hexagon screws x 2
5. 4mm hexagon wrench

ASSEMBLY & CHARGING THE WORKLIGHT

1. Before use, fit the brackets to each end of the worklamp using the two screws supplied (a hex key is provided).
2. Connect the charger cable to the worklight and plug in to any domestic power socket.
3. The charger LED will change from green to red once the worklight is charging.
4. During this time, the battery condition display on the worklamp will display the condition as each of the blue LEDs will illuminate in turn as the charge status increases.




- When all LEDs are continuously laminated the battery pack is fully charged. The charger LED will then change back to green.
- Charge the battery every 3 months if the worklight is not in regular use to ensure the longevity of the battery unit.

OPERATION

SWITCHING ON AND OFF

1. Press the power button to ensure there is enough power before use. If low battery power or no power, continue to charge the worklight.
2. Press the power button to turn on.
 - Press and hold the power button and the brightness will drop to 20%. Press and hold again and the brightness can be cycled between 100%, 20% and Off.
 - The light flashes to show the setting has changed.
 - During use, the battery condition display will remain illuminated.



MOUNTING TO A CAR BONNET

To mount to an open car bonnet, extend the telescopic section until the brackets can be used to clamp the worklamp across the bonnet.

attached straight across bonnet



positioned diagonally




Note that the mounting hooks will not grip if the bonnet is raised over 45°.

Take extra care that the brackets do not slide down if the bonnet is wet.

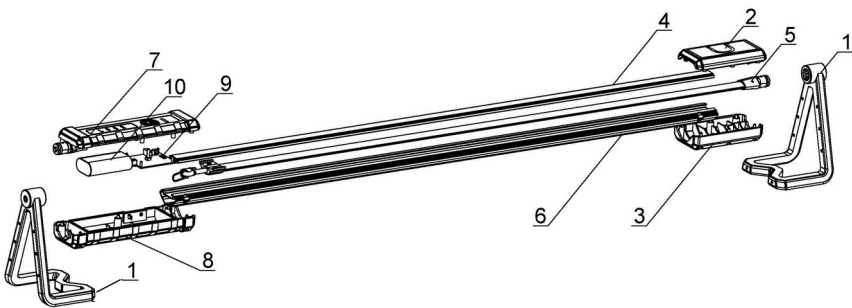
Extend the lamp against the tension of the internal spring to suit the location.

The minimum size bonnet width is 1.15m meaning that the worklamp will not fit across small cars such as the Citroen C1, Toyota Yaris etc but can be used if fitted diagonally.



SPECIFICATION AND COMPONENT PARTS

Model		UBL1600R
Operating voltages		7.4V(light), 230V(charger)
LED Wattage consumption		16W
LED replaceable		No
Rechargeable Lithium battery		7.4V / 2600mAh
Lighting source		32LEDs
Light output (luminous flux)		250-1600 Lumens
Colour temperature (rendering)		5500-8500K
Ingress Protection (IP rating)		IP20
Insulation Class		III on light / II on charger
Battery charging time		1.5 - 2.5hours@2A, 2.5-3.5@1A
Approximate Run Time	Power @ 20%	9 Hours
	Power @ 100%	1 Hour 30 mins
Rated lamp lifetime		50,000 hours
Efficiency (Lm/W)		150 ML
Operating temperatures		0 to + 45°C
Dimension		175 x 1160 x 105mm
Weight		1.35Kg



1	Hook
2	Upper left housing
3	Lower left housing
4	Strip Light set

5	Extendable sleeve
6	Aluminium Tube
7	Upper right housing
8	Lower right housing

9	Main circuit board
10	Battery Pack
/	Screw
/	Charging pack

DECLARATIONS OF CONFORMITY



Clarke[®]
INTERNATIONAL
Hemnal Street, Epping, Essex, CM16 4LG

DECLARATION OF CONFORMITY

This is an important document and should be retained.

We hereby declare that this product(s) complies with the following legislation:

- The Batteries and Accumulators (Placing on the Market) Regulations 2008*
- The Electromagnetic Compatibility Regulations 2016*
- The Electrical Equipment (Safety) Regulations 2016*
- The Restriction of the Use of Certain Hazardous Substances in Electrical and Electronic Equipment Regulations 2012*

The following standards have been applied to the product(s):

- IEC 62321-3-1:2013, IEC 62321-4:2013+AMD1:2017, IEC 62324-5:2013, IEC 62321-6:2015, IEC 62321-7-1:2015, IEC 62321-7-2:2017, IEC 62321-8:2017, EN IEC 55015:2019, BS EN IEC 55015:2019+A11, BS EN IEC 61000-3-2:2019+A1, BS EN 61000-3-3:2013+A1, BS EN 61547:2009, BS EN 61347-1:2015, BS EN 61347-2-13:2014+A1*

The technical documentation required to demonstrate that the product(s) meet(s) the requirement(s) of the aforementioned legislation has been compiled and is available for inspection by the relevant enforcement authorities.

The UKCA mark was first applied in: 2023

Product Description: LED Worklight
Model Number(s): UBL1600R
Serial/Batch Number: Refer to product/packaging label
Date of Issue: 05/07/2023

Signed:

J.A. Clarke
Director

UBL1600R UKCA Clarke DOC 070523

Page 1 of 1



Clarke[®]
INTERNATIONAL
Fitzwilliam Hall, Fitzwilliam Place, Dublin 2

DECLARATION OF CONFORMITY

This is an important document and should be retained.

We hereby declare that this product(s) complies with the following legislation:

- 2006/66/EC Battery Directive*
- 2014/30/EU Electromagnetic Compatibility Directive*
- 2014/35/EU Low Voltage Directive*
- 2011/65/EU Restriction of Hazardous Substances (RoHS) Directive*

The following standards have been applied to the product(s):

- IEC 62321-3-1:2013, IEC 62321-4:2013+AMD1:2017, IEC 62321-5:2015, IEC 62321-6:2015, IEC 62321-7-1:2015, IEC 62321-7-2:2017, IEC 62321-8:2017, EN IEC 55015:2019, EN IEC 55015:2019+A11, EN IEC 61000-3-2:2019+A1, EN 61000-3-3:2013+A1, EN 61547:2009, EN 61347-1:2015, EN 61347-2-13:2014+A1, EN 62493:2015*

The technical documentation required to demonstrate that the product(s) meet(s) the requirement(s) of the aforementioned legislation has been compiled and is available for inspection by the relevant enforcement authorities.

The CE mark was first applied in: 2023

Product Description: LED Worklight
Model Number(s): UBL1600R
Serial/Batch Number: Refer to product/packaging label
Date of Issue: 05/07/2023

Signed:

J.A. Clarke
Director

UBL1600R CE Clarke DOC 070523

Page 1 of 1

A SELECTION FROM THE VAST RANGE OF

Clarke®

QUALITY PRODUCTS



AIR COMPRESSORS

From DIY to industrial, Plus air tools, spray guns and accessories.

GENERATORS

Prime duty or emergency standby for business, home and leisure.

POWER WASHERS

Hot and cold, electric and engine driven - we have what you need

WELDERS

Mig, Arc, Tig and Spot. From DIY to auto/industrial.

METALWORKING

Drills, grinders and saws for DIY and professional use.

WOODWORKING

Saws, sanders, lathes, mortisers and dust extraction.

HYDRAULICS

Cranes, body repair kits, transmission jacks for all types of workshop use.

WATER PUMPS

Submersible, electric and engine driven for DIY, agriculture and industry.

POWER TOOLS

Angle grinders, cordless drill sets, saws and sanders.

STARTERS/CHARGERS

All sizes for car and commercial use.

PARTS & SERVICE:

0208 988 7400

Parts Enquiries

Parts@clarkeinternational.com

Servicing & Technical Enquiries

Service@clarkeinternational.com

SALES: UK 01992 565333 or Export 00 44 (0)1992 565335

Clarke INTERNATIONAL Hemnall Street, Epping, Essex CM16 4LG
www.clarkeinternational.com